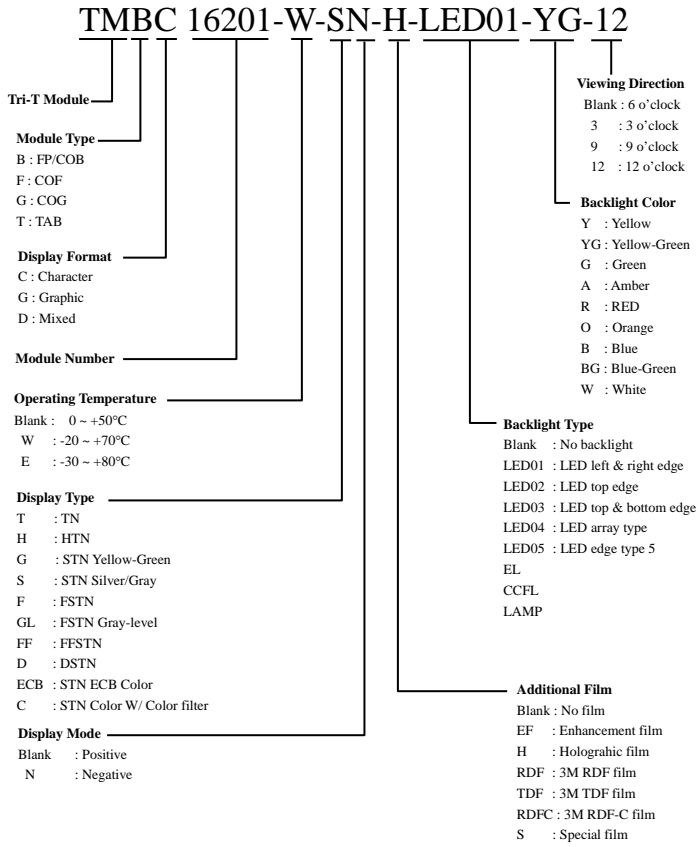


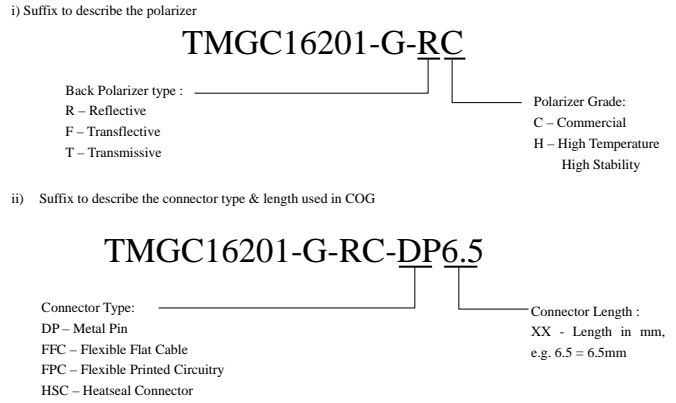
Tri-T LCM Part Number Nomenclature

(1) Standard Module Full Part Number Structure



Tri-T LCM Part Number Nomenclature

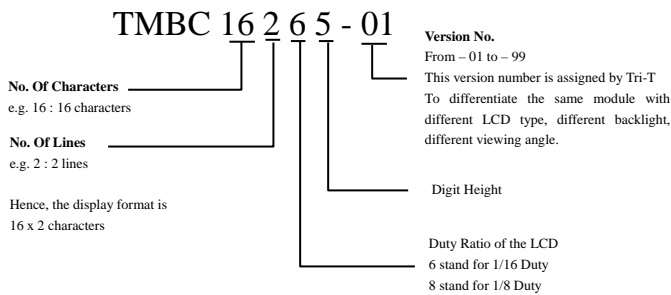
(2) Extra Suffix (For COG/TAB/COF)



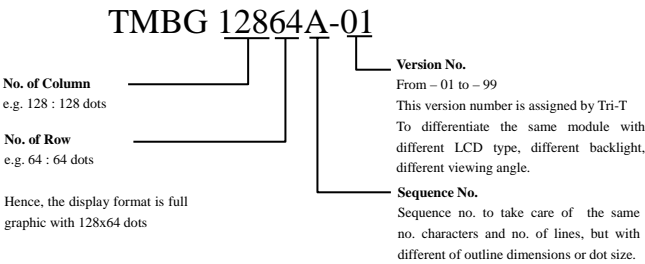
Tri-T LCM Part Number Nomenclature

(3) Standard Module Short Part Number Structure

1) Character type:



2) Graphic type:



Rule of Thumb:

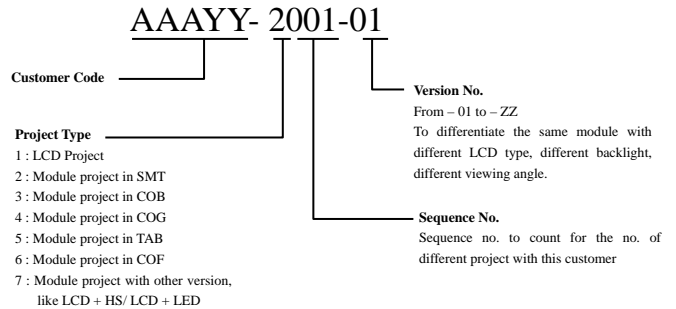
For each short part number, there must be a full part number associate with it to describe the real content.

For example,

Item No.	Full Part Number
TMBC16265-01	TMBC16265-G
TMBC16265-02	TMBC16265-G-12
TMBC16265-03	TMBC16265-G-LED04-YG
TMBC16265-04	TMBC16265-G-LED04-YG-12
TMBC16265-05	TMBC16265-S
TMBC16265-06	TMBC16265-S-LED01

Tri-T LCM Part Number Nomenclature

(4) Custom Made Short Part Number Structure



5) Custom Made Module Full Part Number Structure:

AAAYY-2001-W-SN-H-LED01-YG-12

Same nomenclature as standard LCM module